



RACE DATE TRACK

DRIVER TRACK TEMP AIR TEMP

TRACK DESCRIPTION

INDOOR TIGHT MEDIUM LOW BITE HIGH BITE

OUTDOOR OPEN MED BITE

SMOOTH HARD PACKED GRASS ASTRO-TURF CLAY

ROUGH BLUE GROOVE CARPET MULTI/SURFACE

FRONT DIFFERENTIALS REAR

BALL DIFFERENTIAL BALL DIFFERENTIAL

GEAR DIFF GEAR DIFF cst

ONE WAY

DIFFERENTIAL HEIGHT DIFFERENTIAL HEIGHT

HIGH MED LOW HIGH MED LOW

GEAR RATIO

SPUR GEAR TEETH

PINION TEETH

FINAL DRIVE RATIO

ELECTRONICS

BATTERY

BRAND CAPACITY

MOTOR

BRAND TYPE TIMING

ESC

BRAND TYPE

SHOCK ABSORBERS

	FRONT	REAR
OIL	cst	cst
SPRING		
LIMITERS (2)	mm	mm
LENGTH (3)	mm	mm
REBOUND (4)	mm	mm
BLADDER / SEAL (5)	<input type="checkbox"/> BLADDER <input type="checkbox"/> BLADDER <input type="checkbox"/> SEAL <input type="checkbox"/> SEAL	<input type="checkbox"/> BLADDER <input type="checkbox"/> BLADDER <input type="checkbox"/> SEAL <input type="checkbox"/> SEAL
SPRING BUCKET	<input type="checkbox"/> SHORT <input type="checkbox"/> SHORT <input type="checkbox"/> LONG <input type="checkbox"/> LONG	<input type="checkbox"/> SHORT <input type="checkbox"/> SHORT <input type="checkbox"/> LONG <input type="checkbox"/> LONG
PISTONS (1)	N° OF HOLES	
	DIAMETER	mm mm
TYPE		
<input type="checkbox"/> STOCK <input type="checkbox"/> CONICAL <input type="checkbox"/> SQUARE		

FRONT ANTI-ROLL BARS **REAR**

Other Other

0.9 1 1.1 1.1 1.3 1.5

TIRES

FRONT Controlled Tire **REAR**

MAKE

TYPE

COMPOUND

INSERT TYPE

WHEELS

ADDITIVE

AERODYNAMIC CONFIGURATION

BODY BRAND TYPE

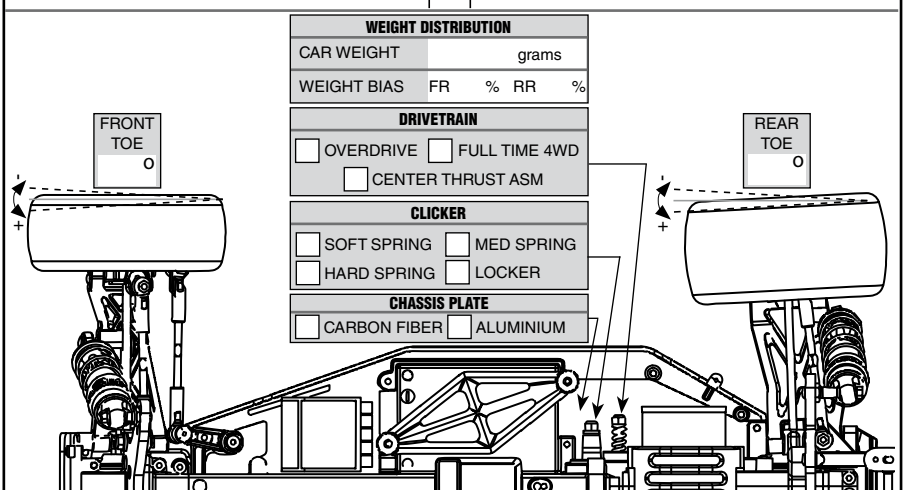
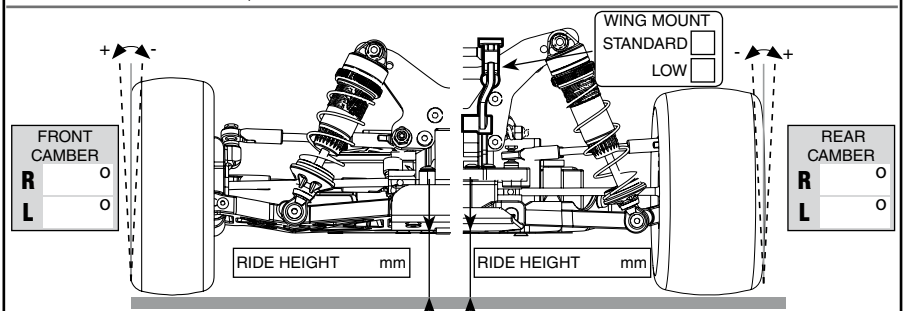
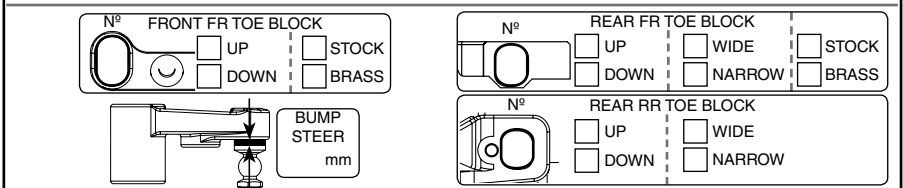
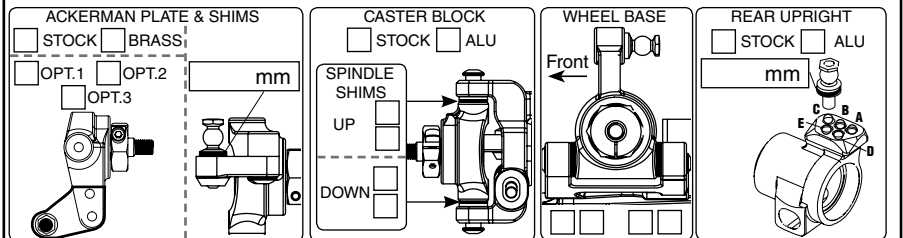
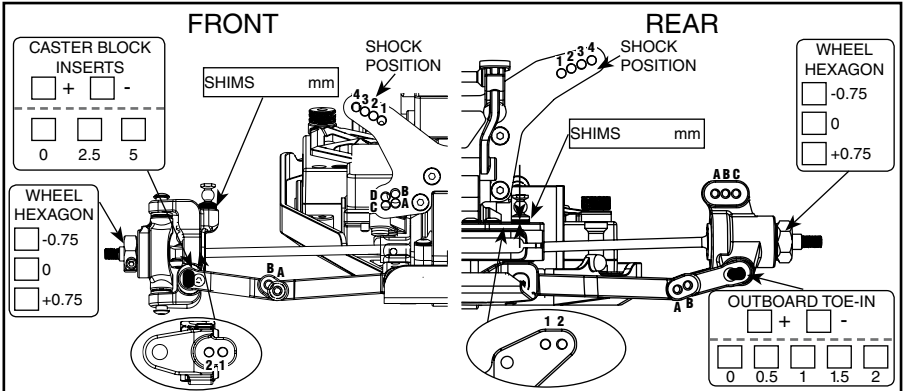
REAR WING BRAND TYPE

REAR WING WIDTH

REAR WING LIP mm

REAR WING ANGLE 0 2 4 6 8

FRONT WING YES NO



REMARKS