



RACE DATE TRACK

DRIVER TRACK TEMP AIR TEMP

TRACK DESCRIPTION

INDOOR TIGHT MEDIUM LOW BITE HIGH BITE

OUTDOOR OPEN MED BITE

SMOOTH HARD PACKED GRASS ASTRO-TURF CLAY

ROUGH BLUE GROOVE CARPET MULTI/SURFACE

REAR DIFFERENTIAL

BALL DIFFERENTIAL DIFFERENTIAL HEIGHT

GEAR DIFF HIGH MED LOW

GEAR RATIO

SPUR GEAR	TEETH
PINION	TEETH
FINAL DRIVE RATIO	

ELECTRONICS

BATTERY: STANDARD SHORTY

BRAND CAPACITY

MOTOR

BRAND TYPE TIMING

ESC

BRAND TYPE

SHOCK ABSORBERS

	FRONT	REAR
OIL	cst	cst
SPRING		
LIMITERS (2)	mm	mm
LENGTH (3)	mm	mm
REBOUND (4)	mm	mm
BLADDER / SEAL (5)	<input type="checkbox"/> BLADDER <input type="checkbox"/> BLADDER <input type="checkbox"/> SEAL <input type="checkbox"/> SEAL	<input type="checkbox"/> BLADDER <input type="checkbox"/> BLADDER <input type="checkbox"/> SEAL <input type="checkbox"/> SEAL
SPRING BUCKET	<input type="checkbox"/> SHORT <input type="checkbox"/> SHORT <input type="checkbox"/> LONG <input type="checkbox"/> LONG	<input type="checkbox"/> SHORT <input type="checkbox"/> SHORT <input type="checkbox"/> LONG <input type="checkbox"/> LONG
PISTONS (1)	N° OF HOLES	
	DIAMETER	mm
TYPE		
<input type="checkbox"/> STOCK <input type="checkbox"/> CONICAL <input type="checkbox"/> SQUARE		

FRONT ANTI-ROLL BARS **REAR**

Other Other

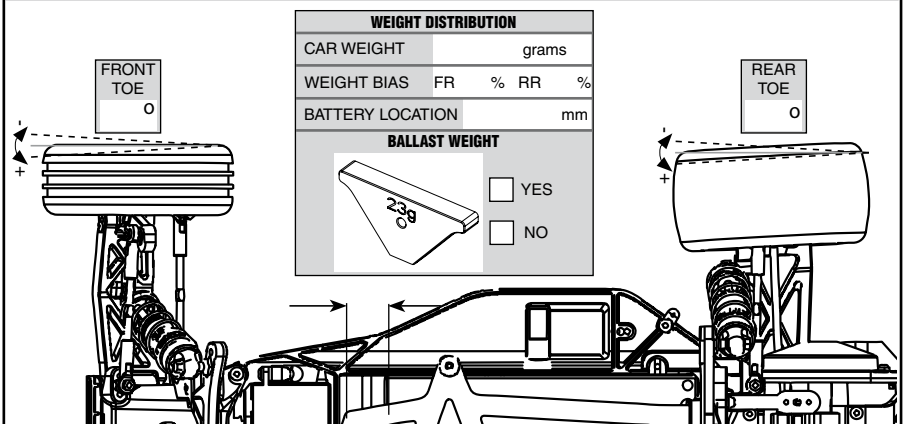
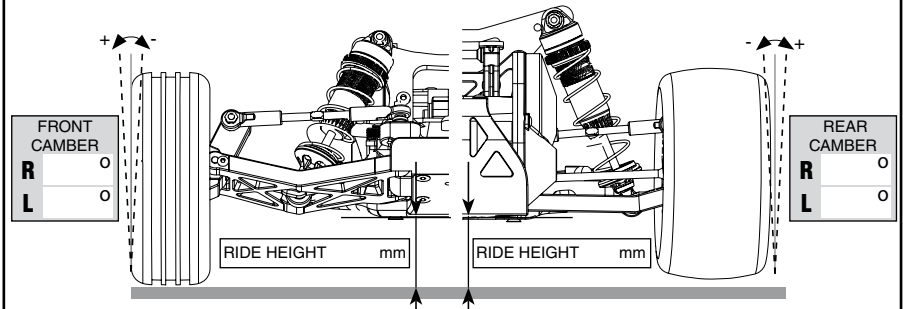
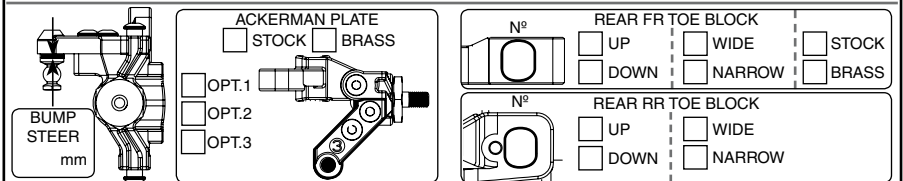
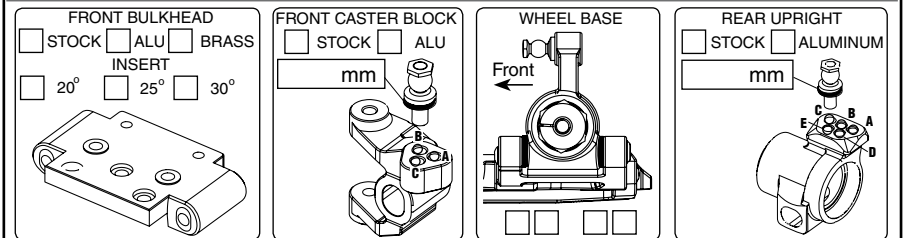
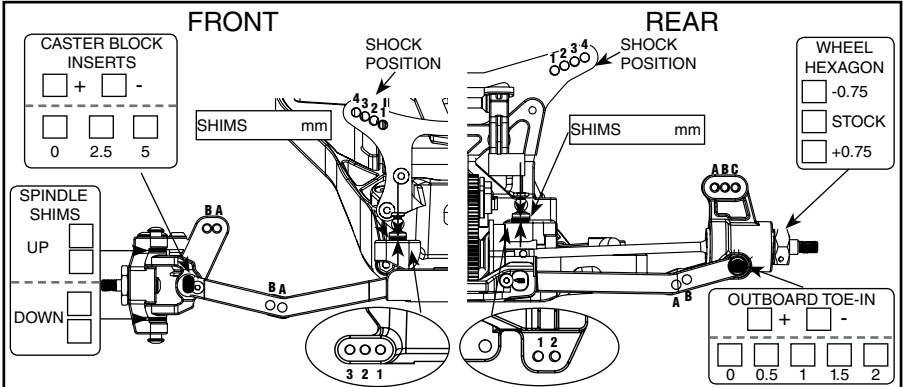
0.9 1 1.1 1.1 1.3 1.5

TIRES

FRONT	Controlled Tire <input type="checkbox"/>	REAR
	MAKE	
	TYPE	
	COMPOUND	
	INSERT TYPE	
	WHEELS	
	ADDITIVE	

AERODYNAMIC CONFIGURATION

BODY	BRAND	TYPE
REAR WING	BRAND	TYPE
REAR WING WIDTH		
REAR WING LIP	mm	
REAR WING ANGLE	0 <input type="checkbox"/> 2 <input type="checkbox"/> 4 <input type="checkbox"/> 6 <input type="checkbox"/> 8 <input type="checkbox"/>	
FRONT WING	YES <input type="checkbox"/> NO <input type="checkbox"/>	



REMARKS