



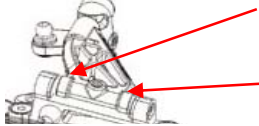







		Setup Sheet for Serpent S120 1:12th pan car		Datum: _____ Driver: _____ Race: _____	
Front Section					
Ride height spacer front		mm			
Upper arm mount		3°		6° 9°	
Front lower arm lenght  long short		Front end  Ride height _____ mm Chamber _____ ° Toe _____ °			
Front upper arm  long short		Front springs  thin (0.45mm) default (0.50mm) thick (0.55mm) spring preload _____ mm			
Caster  mm mm		Ackerman shims  mm			
Middle section					
Shocks 		Main shock Oil (W/Cst) Insert 2 holes 3 holes Spring blue (soft) red (hard)			
		Lateral shock Oil (W/Cst) Insert 2 holes 3 holes			
Battery mount  rear		 front			
Tweak Board & Station  Slider poistion _____ mm Blade Position _____ mm		Overall tweak  soft _____ hard			
T-bar		soft		hard	
Rear section					
Ride height		mm		Differential 	
Excenter insert rear normal upside down		mm		soft _____ hard	
Motor pod droop		mm		Diff. Balls normal ceramic	
Rim offset		mm		Diff. Plates normal tuning	



Setup Sheet for Serpent S120 1:12th pan car



Tyres

Tyre front		Tyre rear	
Made		Made	
Shore	SH	Shore	SH
Diameter	mm	Diameter	mm
8-min wear	mm	8-min wear	mm
adhesive		adhesive	
adhesive time	min	adhesive time	min
treated surface		treated surface	

Transmission

Spur Gear	Pinion Gear	Calculated rollout	
$R_o = \frac{(D \times \pi)}{(T_2 / T_1)}$	$T_1 = \frac{T_2}{[(D \times \pi) / R_o]}$	$D = \frac{[R_o * (T_2 / T_1)]}{\pi}$	$T_2 = T_1 \times [(D \times \pi) / R_o]$
Ro - rollout	T1 - pinion gear	T2 - spur gear	D - rear tyre diameter

Motor

Made		Turns
Type		Rotor diameter
brushed	brushless	Timing
sintered	bonded	

ESC

Made	
Type	
Forward/Reverse	Forward/Brake
Drag brake	

Track

Surface	asphalt	carpeet	
Layout	open	technical	mixed
Grip	low	medium	high

Results

Qualifikation	Besttime	Laptime
	Position	Laps
Final	Besttime	Laptime
	Position	Laps

Remarks

--