

DRIVER, TRACK AND RESULTS

DRIVER [] COUNTRY [] WEATHER AIR TEMP [] TRACK TEMP [] DRY [] INTERMEDIATE [] WET []

RACE [] DATE [] QUALY POS. [] STARTING POS. [] FINAL POS. [] FASTEST LAP []

TRACK [] TYPE [] INDOOR [] OUTDOOR [] STYLE [] TIGHT [] MEDIUM [] OPEN []

SURFACE GRIP [] LOW [] MEDIUM [] HIGH [] CONDITION [] SMOOTH [] ROUGH []

TYPE [] HARD PACKED [] CLAY [] CARPET [] MULTI/SURFACE [] GRASS [] BLUE GROOVE [] DIRT [] ASTRO-TURF []

FRONT SHOCK ABSORBERS REAR
cst OIL cst
SPRINGS
mm REBOUND mm
mm LIMITERS mm
N° HOLES Ø mm PISTONS N° HOLES Ø mm
PISTONS TYPE [] STOCK [] CONICAL [] SQUARE
[] SHORT [] LONG SPRING BUCKETS [] SHORT [] LONG
[] BLADDER SEAL [] BLADDER
[] EMULSION TYPE [] EMULSION

ANTI-ROLL BARS
FRONT ANTI-ROLL BAR mm REAR ANTI-ROLL BAR mm

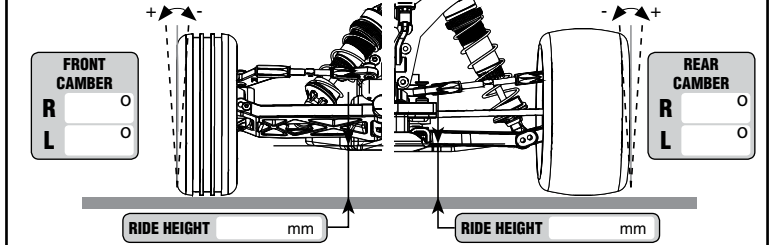
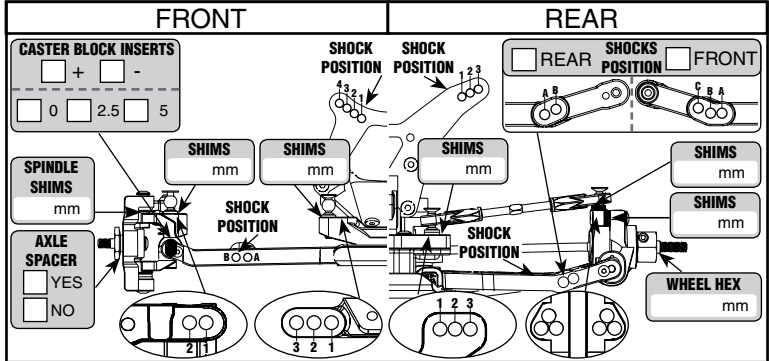
REAR DIFFERENTIAL
[] BALL DIFFERENTIAL
[] GEAR DIFF cst
DIFF HEIGHT

GEARING
PINION Teeth SPUR GEAR Teeth

ELECTRONICS
BATTERY
BRAND CAPACITY mAh
MOTOR
BRAND TYPE TIMING
ESC
BRAND TYPE

AERODYNAMIC CONFIGURATION
BODY BRAND TYPE
REAR WING BRAND TYPE
REAR WING WIDTH REAR WING LIP mm
RR WING ANGLE [] 0° [] 2° [] 4° [] 6° [] 8° MOUNT [] STD [] LOW
FRONT WING [] YES [] NO TYPE

FRONT TIRES Controlled Tire REAR
MAKE
TYPE
COMPOUND
INSERTS
WHEELS
ADDITIVE

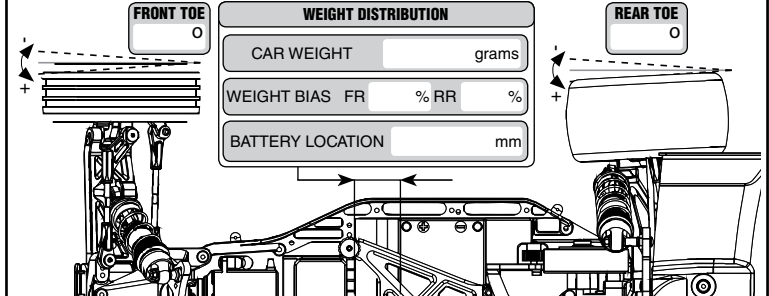


FRONT BULKHEAD [] STOCK [] ALU [] BRASS
FRONT CASTER BLOCK [] STOCK [] ALU STEERING SCREW [] YES [] NO
REAR WHEEL BASE
REAR ARM [] LONG [] SHORT

FRONT ARM [] STRAIGHT ARM [] GULL ARM
TRANSMISSION [] 3 GEAR GEN 3 [] 3 STAND UP [] 4 STAND UP [] 3 GEAR LD [] 4 GEAR LD
REAR HUB [] SHORT OFFSET HUB [] LONG OFFSET HUB
REAR UPRIGHT INSERT
AXLE HEIGHT [] 0 [] 0.5 [] 1 [] 1.5
INSERT OFFSET -1 0

BUMP STEER [] SPACER YES [] NO
ACKERMANN [] OPT.0 [] OPT.1 [] OPT.2 [] OPT.3
SHIMS mm
REAR FRONT TOE BLOCK WIDTH
REAR REAR TOE BLOCK WIDTH

REAR AXLE DRIVETRAIN DRIVESHAFT
LONG SHAFT SHIMS SHORT SHAFT
LENGTH mm
SLIPPER [] STOCK PLATES [] VENTED PLATES
DISTANCE mm



REMARKS