

## DRIVER, TRACK AND RESULTS

DRIVER \_\_\_\_\_ COUNTRY \_\_\_\_\_ WEATHER AIR TEMP \_\_\_\_\_ TRACK TEMP \_\_\_\_\_  DRY  INTERMEDIATE  WET

TRACK \_\_\_\_\_ TRACTION  LOW  MEDIUM  HIGH COMMENTS \_\_\_\_\_

RACE \_\_\_\_\_ DATE \_\_\_\_\_ QUALY POS. \_\_\_\_\_ QUALY TIME \_\_\_\_\_ STARTING POS. \_\_\_\_\_ FINAL POS. \_\_\_\_\_

FRONT	DRIVE TRAIN	REAR
<input type="checkbox"/> GEAR DIFF	cst	GEAR DIFF
<input type="checkbox"/> SPOOL		cst

1ST	SPUR GEARS	2ND
<input type="checkbox"/> 58	<input type="checkbox"/> 59 <input type="checkbox"/> 60	<input type="checkbox"/> 53 <input type="checkbox"/> 54 <input type="checkbox"/> 55

1ST	PINION	2ND
<input type="checkbox"/> 15	<input type="checkbox"/> 16 <input type="checkbox"/> 17	<input type="checkbox"/> 20 <input type="checkbox"/> 21 <input type="checkbox"/> 22

FRONT	SHOCK ABSORBERS	REAR
	cst OIL	cst

SPRINGS	
	mm REBOUND

<input type="checkbox"/>	<input type="checkbox"/>	<input type="checkbox"/>	<input type="checkbox"/>	<input type="checkbox"/>	<input type="checkbox"/>	<input type="checkbox"/>	<input type="checkbox"/>
--------------------------	--------------------------	--------------------------	--------------------------	--------------------------	--------------------------	--------------------------	--------------------------

FRONT	ANTI-ROLL BARS	REAR
<input type="checkbox"/> 1.8	<input type="checkbox"/> 2.2 <input type="checkbox"/> 2.5 <input type="checkbox"/> 2.8	<input type="checkbox"/> 1.6 <input type="checkbox"/> 1.8 <input type="checkbox"/> 2.0 <input type="checkbox"/> 2.2 <input type="checkbox"/> 2.5

FRONT	TYRES	Controlled Tyre	REAR
	MAKE	<input type="checkbox"/>	

SHORE \_\_\_\_\_

DIAMETER \_\_\_\_\_

5-MIN WEAR \_\_\_\_\_

### POWER PACK

ENGINE
BRAND _____ TYPE _____
GLOWPLUG _____ CARBØ _____ mm HEAD CLEARANCE _____ mm

EXAUSHT
PIPE _____ MANIFOLD _____

FUEL
BRAND _____ NITRO _____

### CLUTCH

CLUTCH BELL <input type="checkbox"/> ALU <input type="checkbox"/> STEEL	CLUTCH SHOE <input type="checkbox"/> RED <input type="checkbox"/> YELLOW <input type="checkbox"/> BLACK
CLUTCH SPRING _____	CLUTCH BELL GAP _____ mm

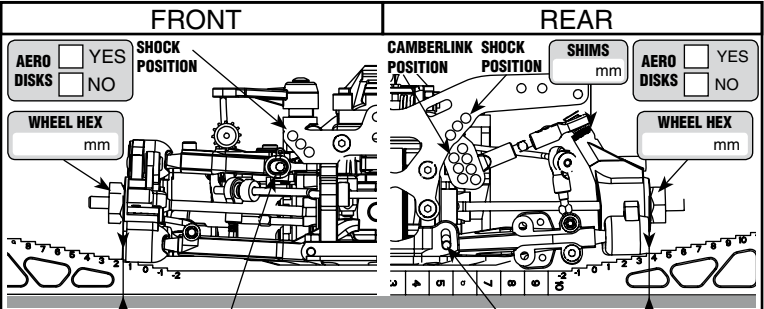
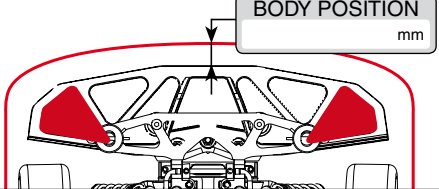
### FLEX CONFIGURATION

CHASSIS STIFFENER	FLEX
<input type="checkbox"/> YES <input type="checkbox"/> NO	<input type="checkbox"/> YES <input type="checkbox"/> NO

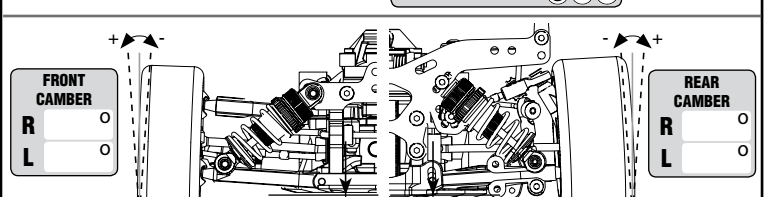
### AERODYNAMIC CONFIGURATION

BODY BRAND _____	BODY POSITION _____ mm
BODY TYPE _____	

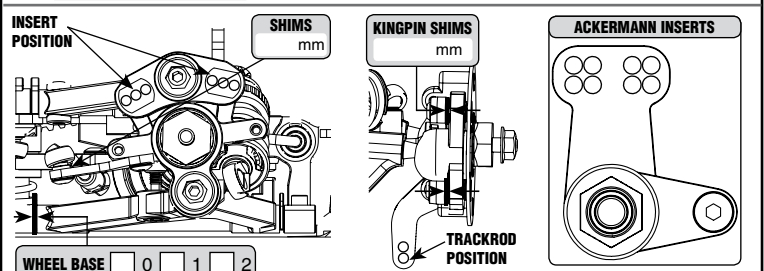
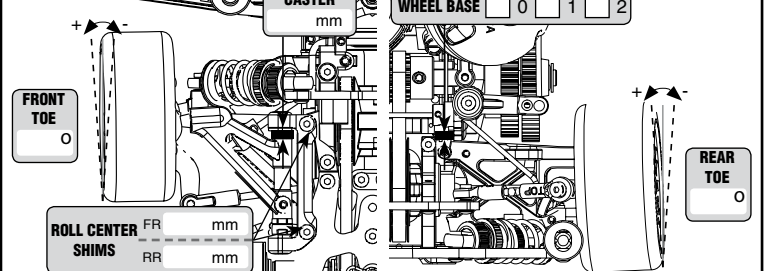
BUMPERS HOLES <input type="checkbox"/> YES <input type="checkbox"/> NO
--



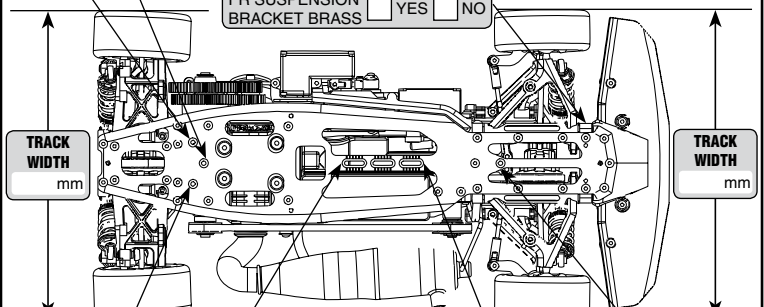
DOWN STOP mm	UPPER ARM INSERT	ROLL CENTER INSERT FRONT	DOWN STOP mm
		REAR	



RIDE HEIGHT mm WITH TYRE Ø	RIDE HEIGHT mm WITH TYRE Ø
----------------------------	----------------------------



WHEEL BASE <input type="checkbox"/> 0 <input type="checkbox"/> 1 <input type="checkbox"/> 2
---



WEIGHT grams	WEIGHT grams	WEIGHT DISTRIBUTION	WEIGHT grams
		CAR WEIGHT _____ grams	
		FR SUSPENSION BRACKET BRASS <input type="checkbox"/> YES <input type="checkbox"/> NO	
	WEIGHT POSITION grams	WEIGHT POSITION grams	WEIGHT POSITION grams
			WEIGHT grams

REMARKS \_\_\_\_\_